

# LORCH MICROWAVE 3 Channel Switch Filter Bank

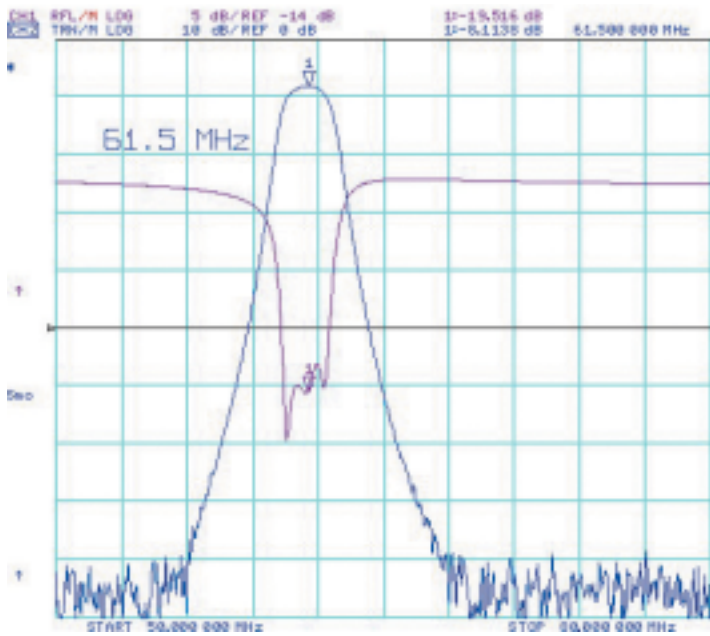


3IFA-61.5/69.5-SR is a three channel switch filter bank covering the frequency range of 61.5 to 69.5 MHz. This unit utilizes narrow band LC filters featuring a very tight shape factor. The bank utilizes a +5V power supply and two TTL control lines for switching. The filter bandwidths are 1.3 MHz with stop bands of 65, 75 and 90 dB. This unit provides excellent phase noise characteristics under vibration. The assembly has been built to achieve stringent Mil-STD-202 environmental conditions.

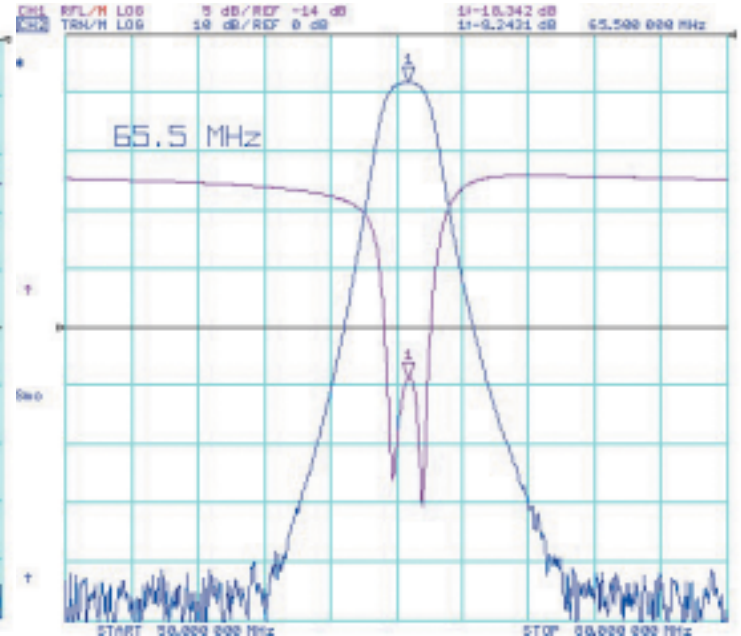
## Standard Design Features

	Channel 1	Channel 2	Channel 3
Center Frequency	61.5 MHz	65.5 MHz	69.5 MHz
Bandwidth (1.0 dB)	1.3 MHz	1.3 MHz	1.3 MHz
Insertion Loss	9.0 dB maximum	9.0 dB maximum	9.0 dB maximum
Input/Output VSWR	1.5:1	1.5:1	1.5:1
Attenuation	FC +/- 5 MHz 65 dB	FC +/- 5 MHz 65 dB	FC +/- 5 MHz 65 dB
	FC +/- 7.5 MHz 75 dB	FC +/- 7.5 MHz 75 dB	FC +/- 7.5 MHz 75 dB
	FC +/- 15 MHz 90 dB	FC +/- 15 MHz 90 dB	FC +/- 15 MHz 90 dB
Ultimate Rejection to 2 GHz	75 dB	75 dB	75 dB
Phase Noise	Offset 100 KHz -148 dBc/Hz		
Switching Speed	500 ns maximum		
Control Logic	TTL Positive True		
Power Requirements	+5 VDC at 50 mA maximum current		
Operating Temperature	-55 to +85 °C		
Humidity	5% to 90% non-condensing		
Mechanical	4.0"L x 3.25"W x .8"H		

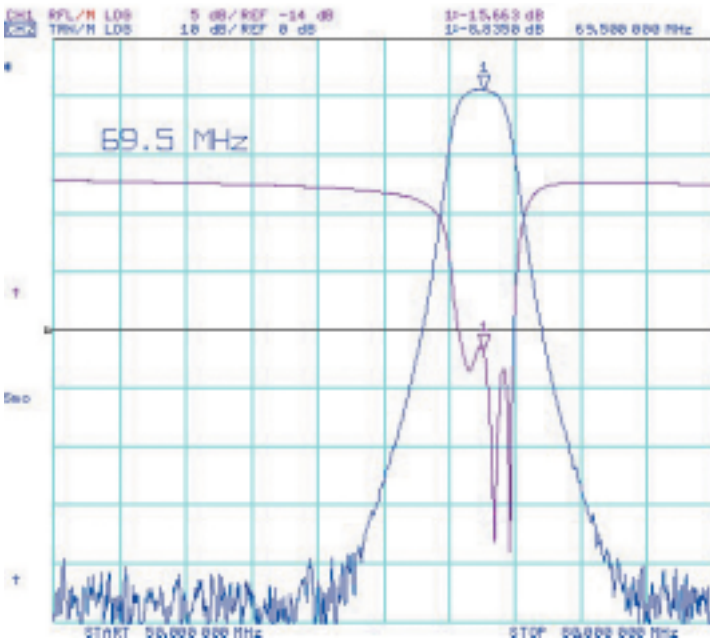
# LORCH MICROWAVE 3 Channel Switch Filter Bank



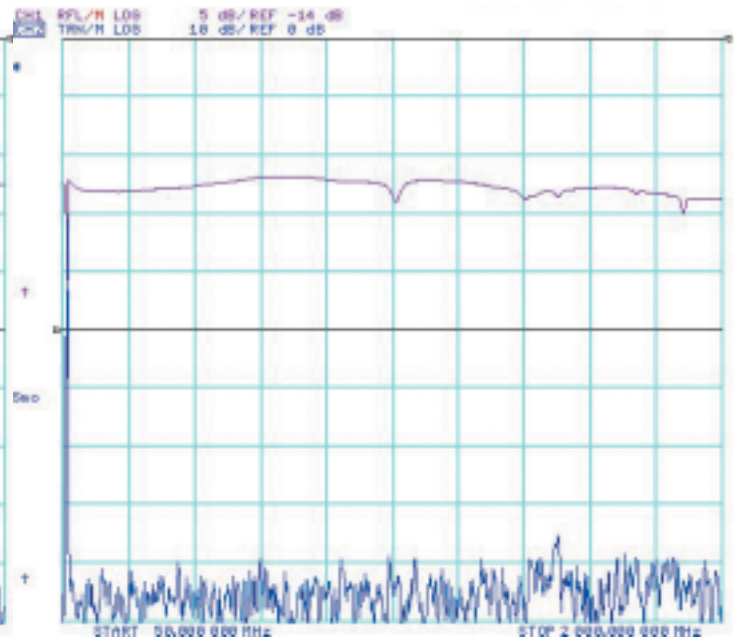
**CH. 1 Passband**



**CH. 2 Passband**



**CH. 3 Passband**



**Ultimate Rejection**